



Beam® On-Board™ Vacuum Systems

On-Board systems feature an all-steel central power unit with hybrid powder paint finish for superior scratch and corrosion resistance. Eight-foot expandable hose has full-swivel handle to eliminate kinking. Synthetic filter will not deteriorate when wet and large dust receptacle offers easy dirt disposal.



On-Board specifications


FEATURE	MOTOR HOME MODEL #145	MARINE MODEL #35	MOTOR COACH MODEL #36
Motor (no. of stages)	Flow through (1)	Bypass (1)	Bypass (3)
Air watts	391	418	142
8' Hose stretches to:	32'	32'	32'
Dust receptacle	2.3 gallon	2.3 gallon	2.3 gallon
Electrical			
Volts	120V AC*	120V AC*	24V DC
Amps	8.7	11.2	21
Inverter required	No	No	No
Aux on/off switch	Yes	Yes	Yes
Dimensions (inches dxh)	11" x 10"	11" x 11-1/4"	11" x 14"
Weight	15.5 lbs	13 lbs	16 lbs
Warranty (limited parts only)	2-year	2-year	2-year

*Also available in 230-240V/50 Hz.

Optional accessories:



Powerisk Plus™ hand sweeper
Quiet, compact, air-driven sweeper
ideal for upholstery and interiors.



Wet separator
For easy removal of water after
a rain or cleaning of vessel.



VacPan® automatic dustpan
No need to use hose/attachments for
small spills. Just sweep debris to VacPan,
touch toe switch and dirt is whisked away.

Sold and serviced by: